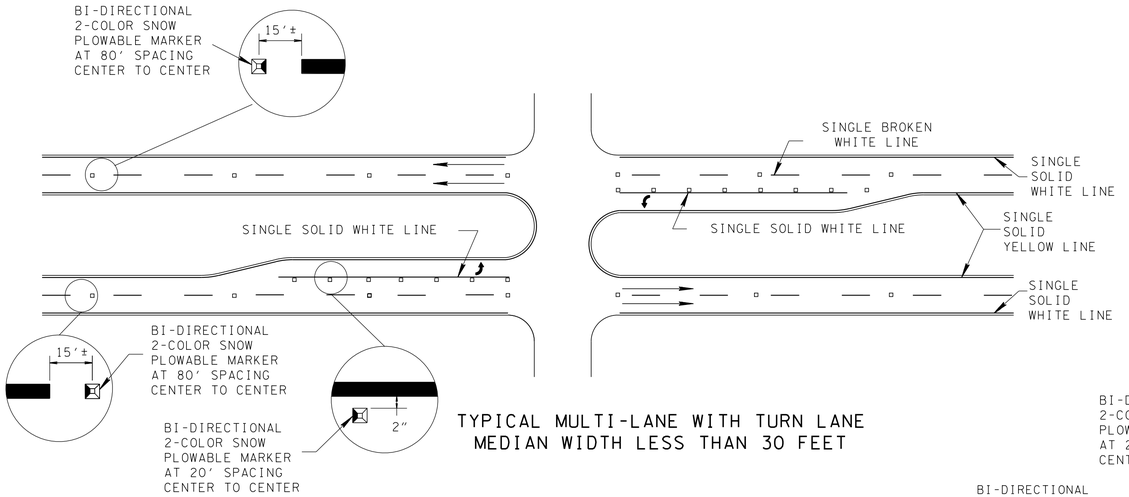

TYPICAL MULTI-LANE WITH TURN LANE
MEDIAN WIDTH LESS THAN 30 FEET

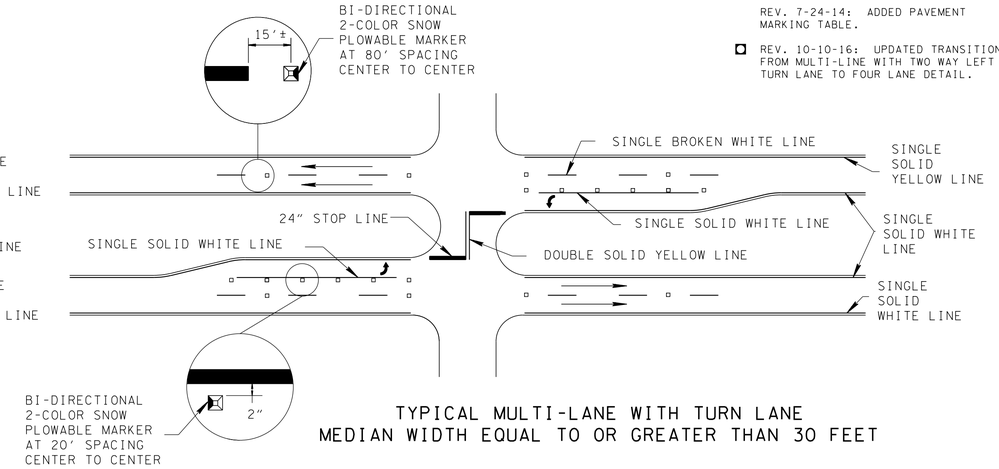

TYPICAL MULTI-LANE WITH TURN LANE
MEDIAN WIDTH EQUAL TO OR GREATER THAN 30 FEET

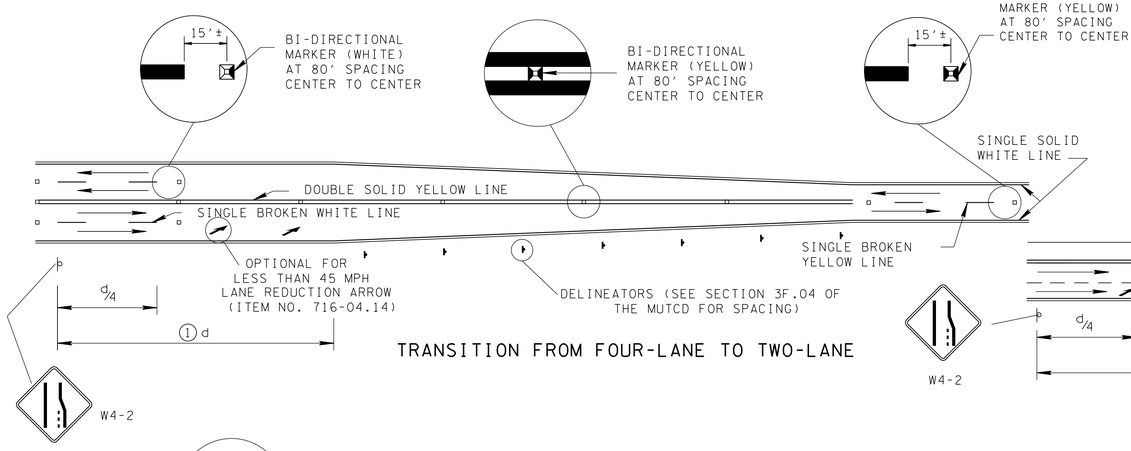

TRANSITION FROM FOUR-LANE TO TWO-LANE

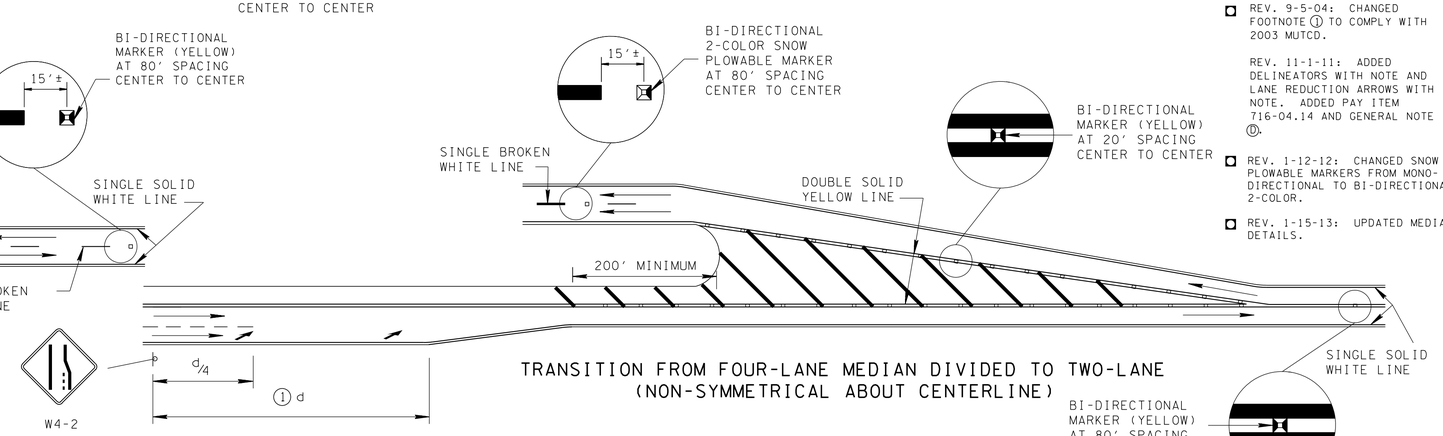

TRANSITION FROM FOUR-LANE MEDIAN DIVIDED TO TWO-LANE
(NON-SYMMETRICAL ABOUT CENTERLINE)

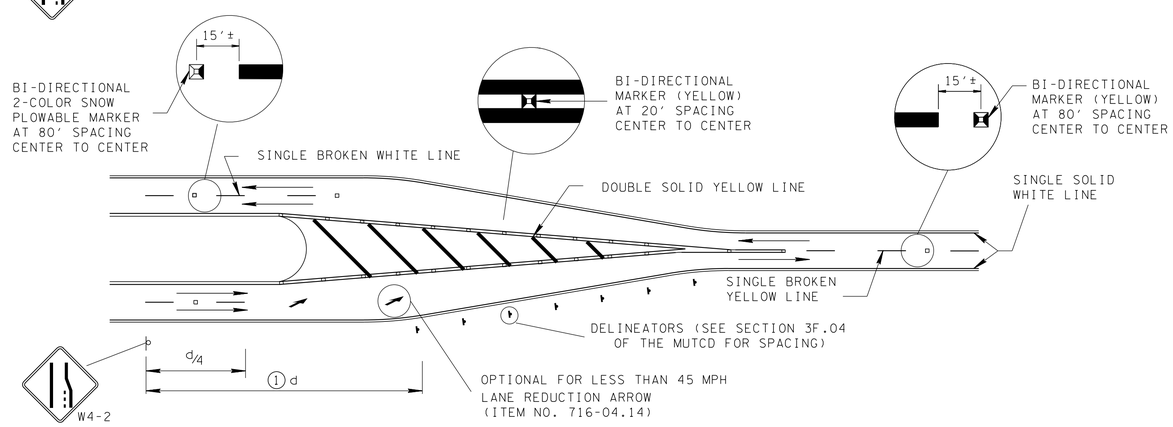

TRANSITION FROM FOUR-LANE MEDIAN DIVIDED TO TWO-LANE
(SYMMETRICAL ABOUT CENTERLINE)
(SIMILAR FOR MULTI-LANE WITH TWO WAY LEFT TURN LANE TO TWO-LANE)

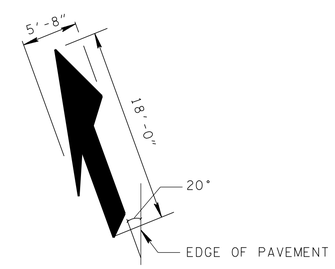

LANE-REDUCTION ARROW

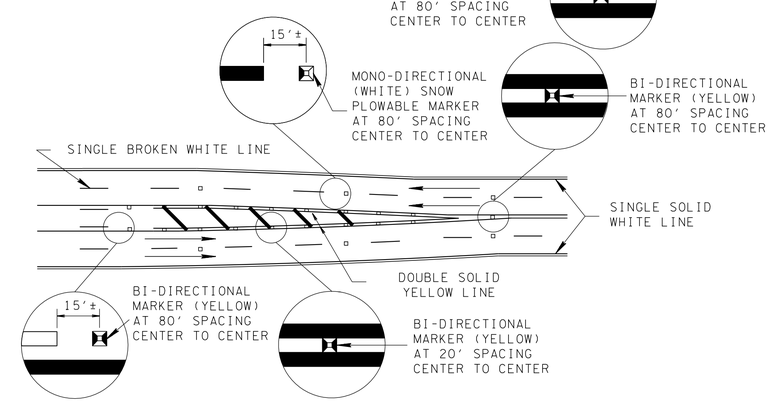

TRANSITION FROM MULTI-LANE WITH TWO WAY
LEFT TURN LANE TO FOUR-LANE

REV. 7-24-14: ADDED PAVEMENT MARKING TABLE.

☐ REV. 10-10-16: UPDATED TRANSITION FROM MULTI-LINE WITH TWO WAY LEFT TURN LANE TO FOUR LANE DETAIL.

REV. 2-22-88: ADDED EDGE-LINES, NOTES, AND DETAILS FOR TRANSITION MARKING. CHANGED SHEET TITLE AND DRAWING NO. FROM T-M-8 TO T-M-2. ADDED DETAILS ON RIGHT OF SHEET.

REV. 3-20-91: REDREW SHEET. CHANGED TYPE 2 PAVEMENT MARKERS (CLEAR) TO MONO-DIRECTIONAL PAVEMENT MARKERS (CLEAR) AND TYPE 1 PAVEMENT MARKERS (YELLOW) TO BI-DIRECTIONAL MARKERS (YELLOW).

☐ REV. 10-26-92: ADDED GENERAL NOTE Ⓒ.

☐ REV. 12-18-93: ADDED EDGELINES INSIDE MEDIAN CROSSOVERS FOR MEDIAN WIDTHS LESS THAN 44 FEET.

☐ REV. 1-19-94: CHANGED WIDTH CRITERION FOR MEDIAN WIDTH FROM 44 FEET TO 64 FEET.

☐ REV. 1-19-96: CHANGED DETAIL ON LEFT BOTTOM OF SHEET.

☐ REV. 4-15-04: CHANGED W4-2 SIGNS AND FOOTNOTE (1) TO COMPLY WITH 2003 MUTCD.

☐ REV. 9-5-04: CHANGED FOOTNOTE (1) TO COMPLY WITH 2003 MUTCD.

REV. 11-1-11: ADDED DELINEATORS WITH NOTE AND LANE REDUCTION ARROWS WITH NOTE. ADDED PAY ITEM 716-04.14 AND GENERAL NOTE Ⓓ.

☐ REV. 1-12-12: CHANGED SNOW PLOWABLE MARKERS FROM MONO-DIRECTIONAL TO BI-DIRECTIONAL 2-COLOR.

☐ REV. 1-15-13: UPDATED MEDIAN DETAILS.

FOOTNOTE

(1) SEE TABLE 2C-4 OF PART 2 OF THE MANUAL ON UNIFORM TRAFFIC DEVICES (MUTCD) FOR GUIDELINES FOR ADVANCE PLACEMENT OF WARNING SIGNS DISTANCE d.

GENERAL NOTES

Ⓐ EDGE LINES ARE NOT REQUIRED FOR PAVEMENT WIDTH LESS THAN 16 FEET OR ON CURB AND GUTTER SECTIONS UNLESS SPECIFIED IN PLANS.

Ⓑ SEE STANDARD DRAWING NOS. T-M-3 AND T-M-4 FOR CHANNELIZATION MARKING AND INTERSECTION MARKING DETAILS.

Ⓒ PAVEMENT MARKERS ARE REQUIRED ONLY WHEN SPECIFIED IN THE PLANS.

Ⓓ SEE STD. DWG. T-S-11 FOR DETAILS OF DELINEATORS.

PAVEMENT MARKING TABLE

DESIGN SPEED	EDGE LINE	LANE LINE
V ≥ 45 MPH	6″ ✳	6″
V < 45 MPH	4″	4″

✳ IF SHOULDER IS LESS THAN 2′ WIDE USE 4″ LINE

☐ MINOR REVISION -- FHWA APPROVAL NOT REQUIRED.

STATE OF TENNESSEE
DEPARTMENT OF TRANSPORTATION

DETAILS OF PAVEMENT MARKINGS FOR CONVENTIONAL ROADS

T-M-2

11/5/2016 9:47:15 AM
C:\Standard Drawings\DGN to PDF\T-M-2_101016.DGN